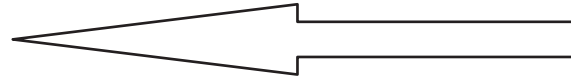
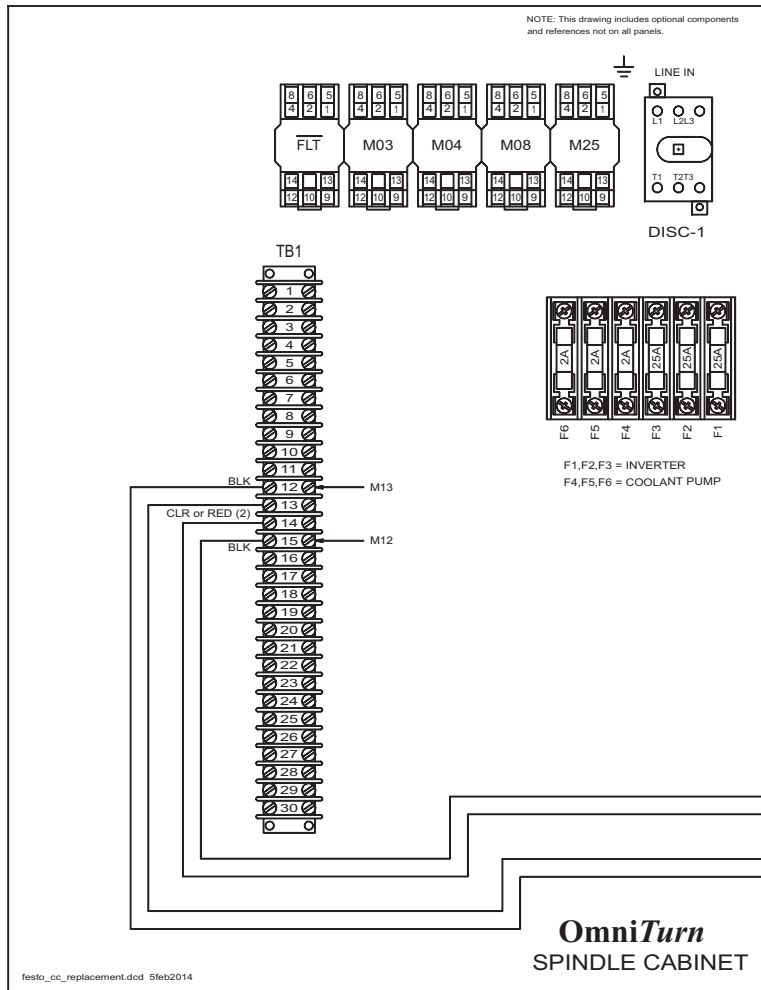


for Manual / Pneumatic Collet Actuator



MAC Dual Single Solenoid kit to replace Festo
(Pneumatic/Manual Collet Actuator)
p/n 997-09-003

MAC_dual-sgl_festo_complete.psd



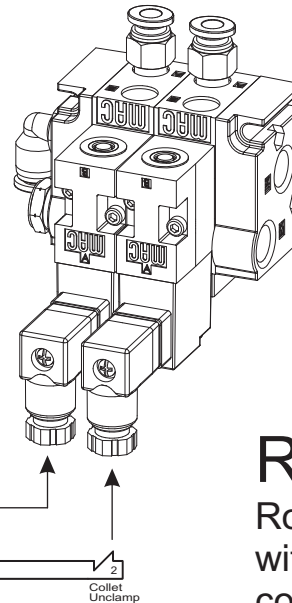
WIRING

Replace old solenoid cables with new
Cable labeled 1 is “clamp” (M12)

Cable labeled 2 is “unclamp” (M13)

Route cable #1 to TB1-14 (clear or red wire) and TB1-15 (black wire)

Route cable #2 to TB1-12 (black wire) and TB1-13 (clear or red wire)



ROUTE AIR

Route air line from A port on MAC
with cable #2 to rear (unclamp) of
collet closer

Route air line from A port on MAC
with cable #1 to collet closer
pressure gage, if so equipped, else
to front (clamp) of collet closer.

INSTALLATION

Mount MAC valve in existing enclosure, if it fits, or
wherever convenient using 6-32 screws provided.