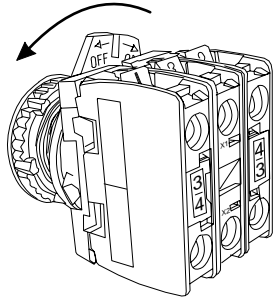


Replace E-Stop switch

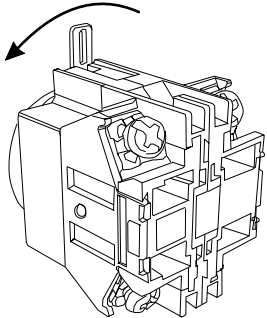
To replace BACO switch assembly with IDEC switch assembly:

1. Remove BACO contact block assembly from panel-mounted operator
2. Replace BACO operator with IDEC operator
3. Install IDEC contact block assembly
4. Move wires from BACO contact block assembly to IDEC

NOTE: Some CNC's have Allen Bradley switches; these are very similar to Baco

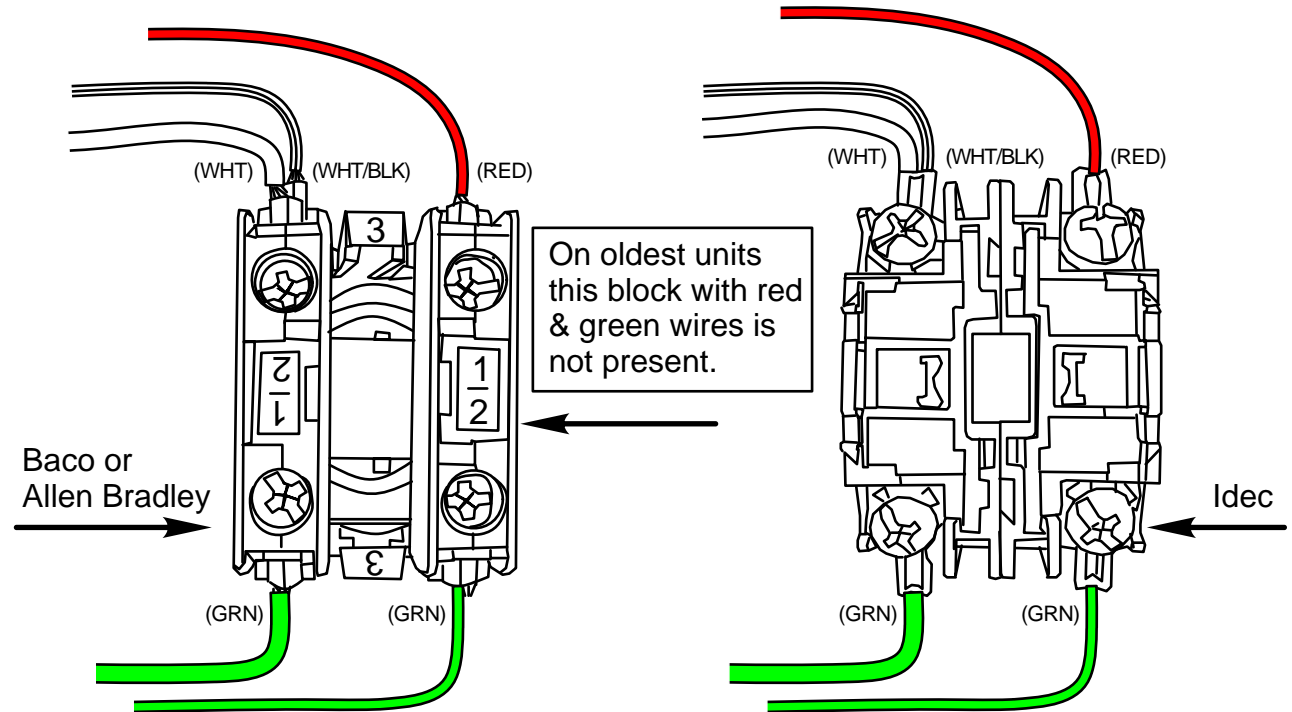


Typical BACO: rotate tab to left to remove contact block assembly from panel-mounted operator.



Typical IDEC: rotate tab to left to remove contact block assembly from panel-mounted operator.

NOTE: White & White/Black wires at top carry 110vac. Insure that heavy-gage green wire is on same contact block!



Heavy gage GRN (110VAC) **MUST BE** on same block as WHT & WHT/BLK!!