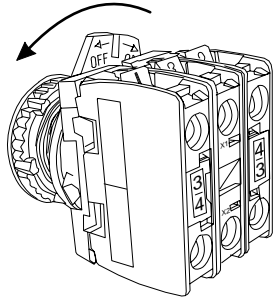


## Replace Control ON switch

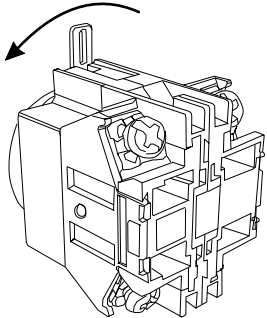
To replace BACO switch assembly with IDEC switch assembly:

1. Remove BACO contact block assembly from panel-mounted operator
2. Replace BACO operator with IDEC operator
3. Install IDEC contact block assembly
4. Move wires from BACO contact block assembly to IDEC

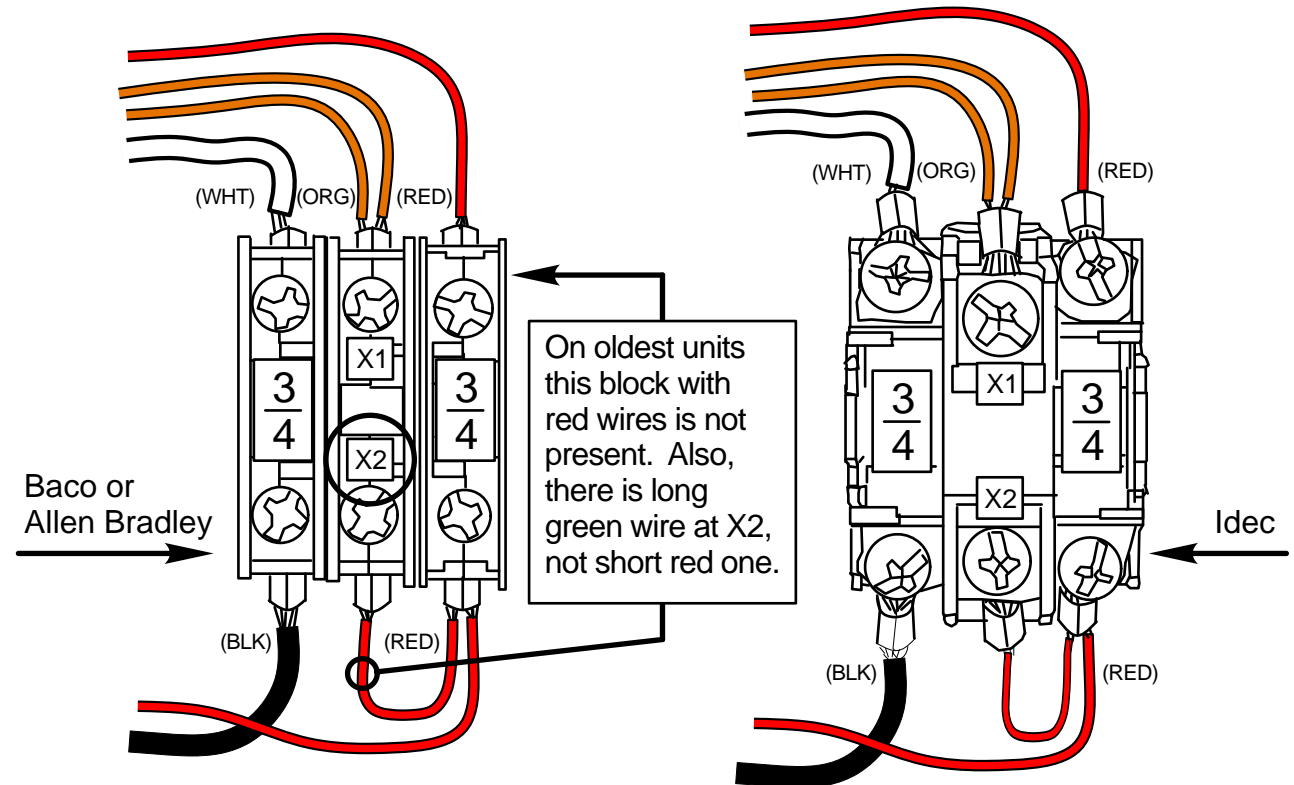
*NOTE: Some CNC's have Allen Bradley switches; these are very similar to Baco*



Typical BACO: rotate tab to left to remove contact block assembly from panel-mounted operator.



Typical IDEC: rotate tab to left to remove contact block assembly from panel-mounted operator.



**NOTE:** The very oldest units will have GREEN wire at X2, not RED jumper, and no contact block at the right, if so **leave that block empty on the new switch.**